






Recycling and Beyond




Fun Stuff



PUB-CE-2010 2008

The Incredible Shrinking Trash Barrel.

Before you were born, each person in Wisconsin threw away about 30 pounds of trash every week. Now each person composts about 2 pounds of yard waste; recycles 10 pounds of paper, bottles, and cans; and throws away only 18 pounds of trash every week.

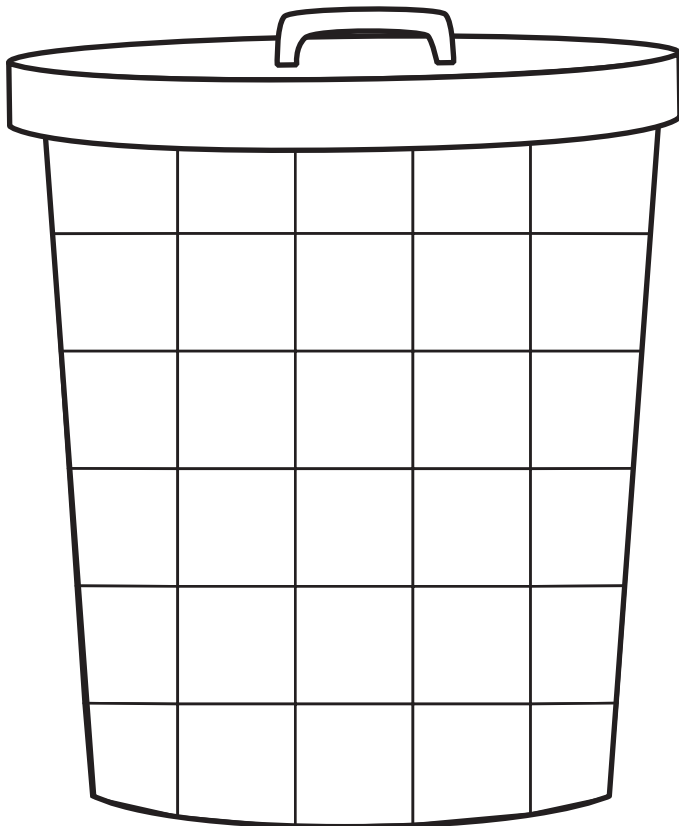


1. In the trash barrel below:

Color in **red** the number of squares that represent the amount of paper, bottles, and cans recycled each week.

Color in **green** the number of squares that represent the amount of yard waste composted each week .

Color in **yellow** the number of squares that represent the amount of trash thrown away each week.



2. Next to the trash barrel, draw a new trash barrel that is just big enough to hold 18 pounds of trash.

See how much your trash barrel has shrunk!


Recycling: Closing the Loop


Read and color pages.

"We're so sad. We're being sent to a landfill – never to be seen again."










"We're so happy. We're going to be made into something new."




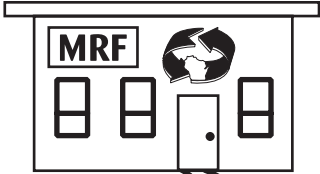


“Follow us as we complete the recycling loop and come back to you as new products.”









Your recyclables are then taken by a hauler to a materials recovery facility

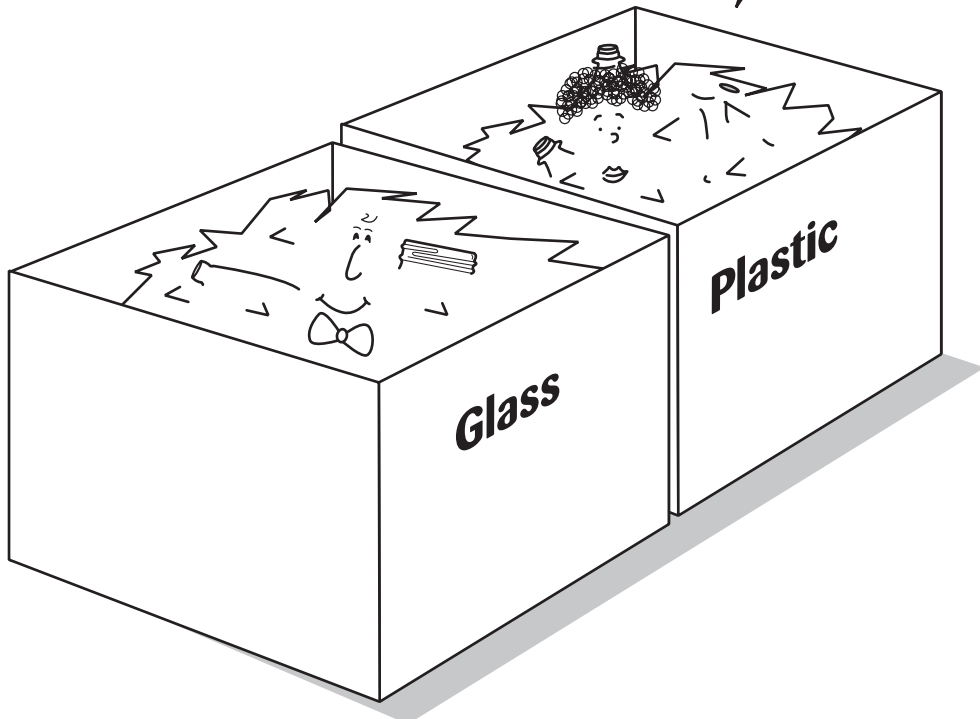


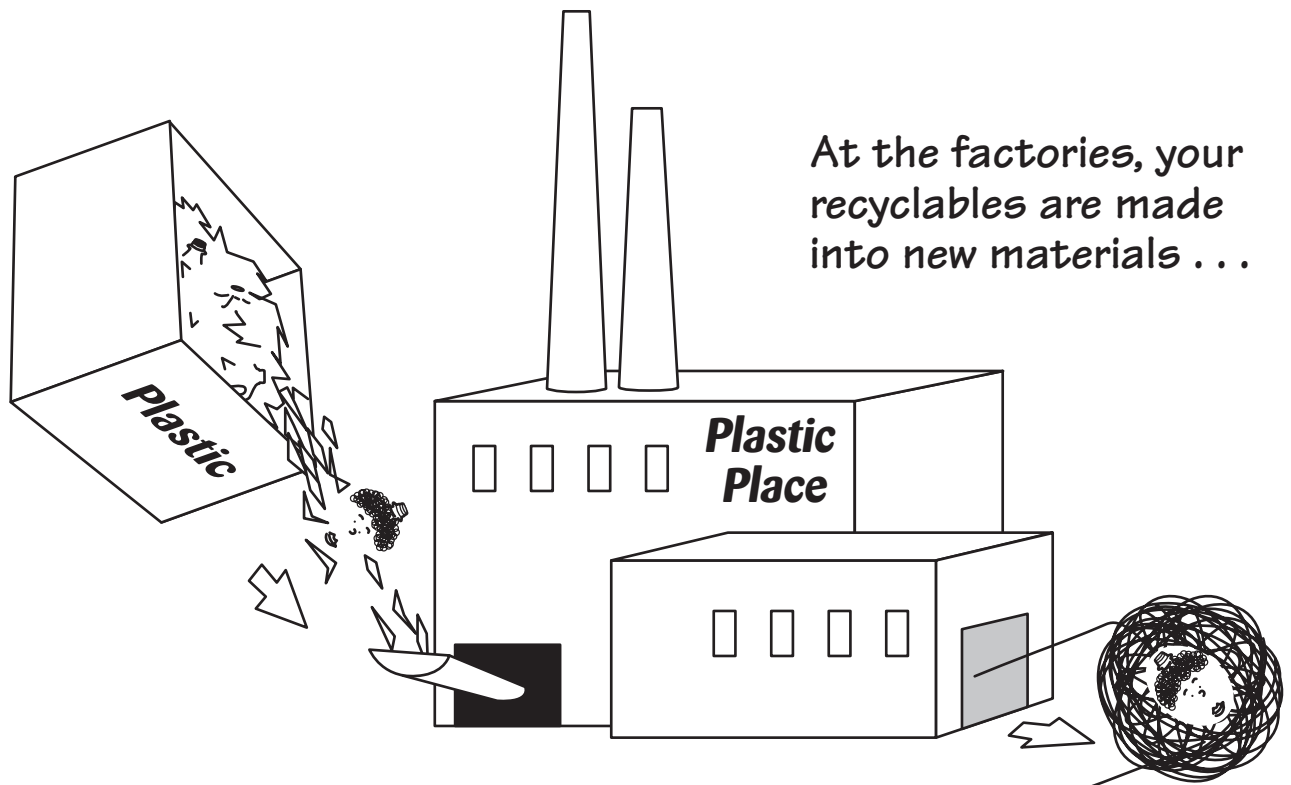
Here they are sorted and placed into big bins.



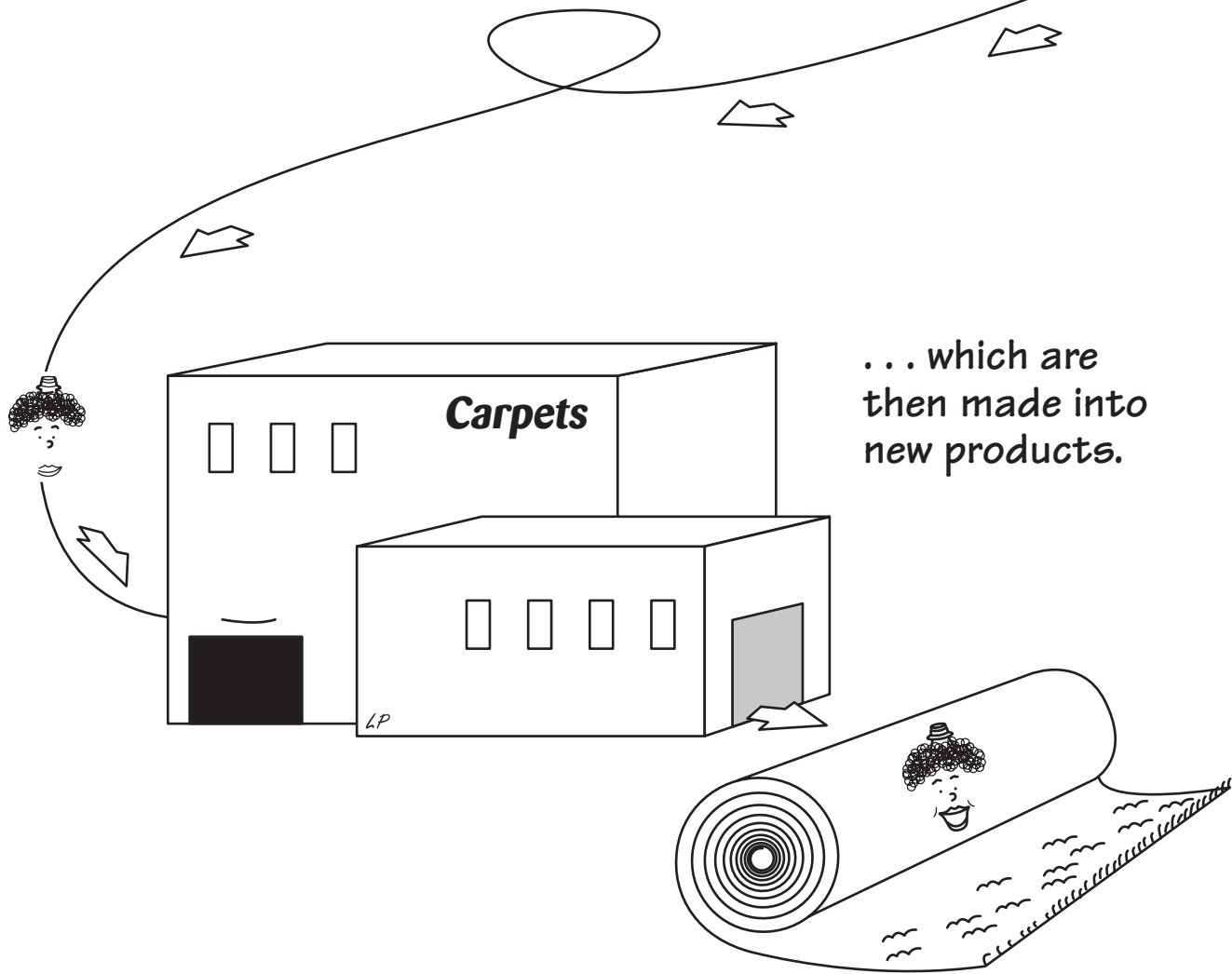


As each bin is emptied, your recyclables are chipped, crushed, or baled for shipment to factories.







At the factories, your
recyclables are made
into new materials . . .



. . . which are
then made into
new products.







These “new” products are shipped to stores







You “close the recycling loop” when you buy products that are made from recyclables.



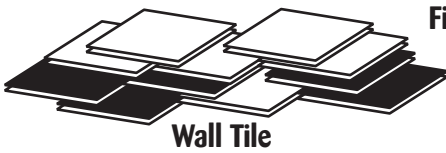


“What were we
made into?
See if you can
find us here.”






Fiberglass Insulation



Wall Tile


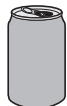
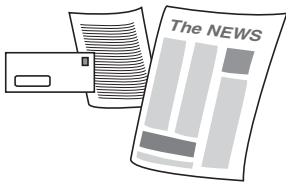



Where Do Things Come From?

1. Draw a line from the item to the resource it came from.

Some resources, like trees, are renewable – new trees can be grown to replace the ones cut down. Some resources, like aluminum or oil, are non-renewable – aluminum is found in limited amounts, and oil takes a very long time to form.

2. Circle in green the renewable resources.



oil



trees



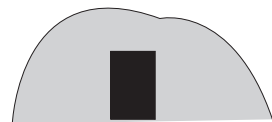
sand



corn field



cotton bush



tin mine



aluminum mine

It's Not All Garbage!




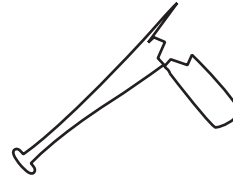
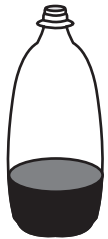
Here are some items you don't want any more.

Draw a triangle \triangle around the items you can recycle.

Draw a circle \bigcirc around the items you can compost.

Draw a diamond \diamond around the items you can give to charity.

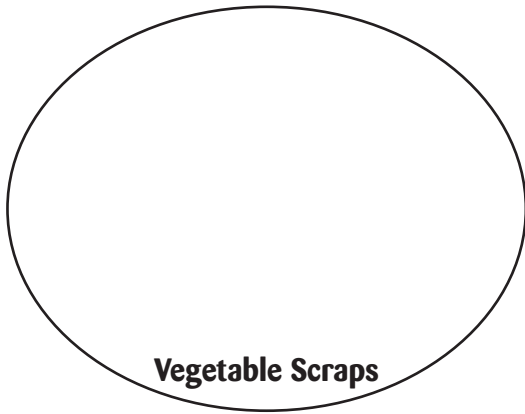
Draw a square \square around the items that are left as trash.



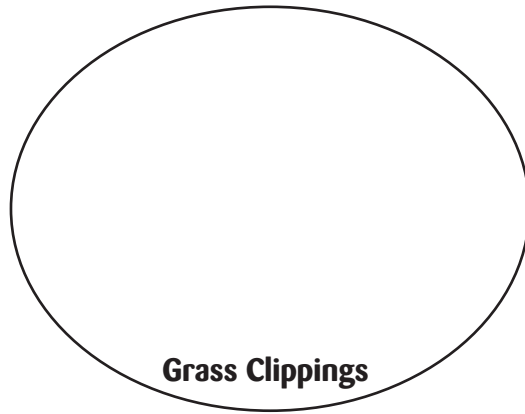
trash: board with nail, bone, broken bat, chipped ceramic mug, light bulb, and toothpaste tube
 recycle: aluminum can, cardboard box, glass jar, magazine, newspaper, plastic milk bottle, and steel can
 compost: banana peel, grass clippings, and leaves

answers:

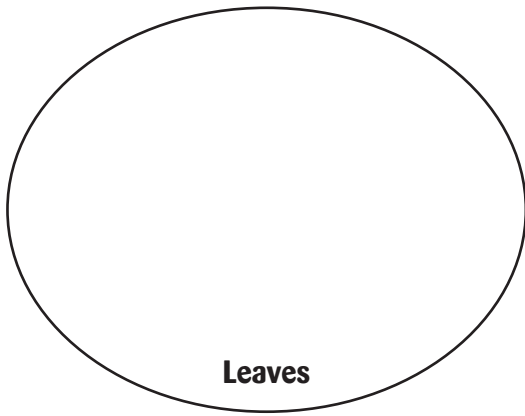
You can shrink the amount of trash you make by recycling your food scraps and yard waste; it's called **composting**. In the circles below, draw what's needed to make good compost.



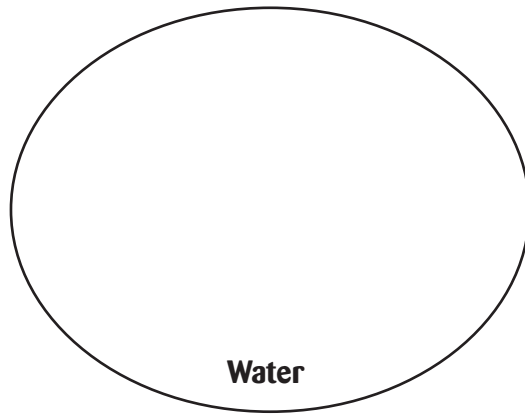
+



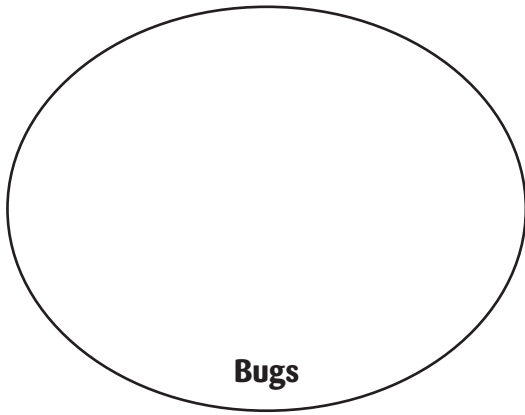
+



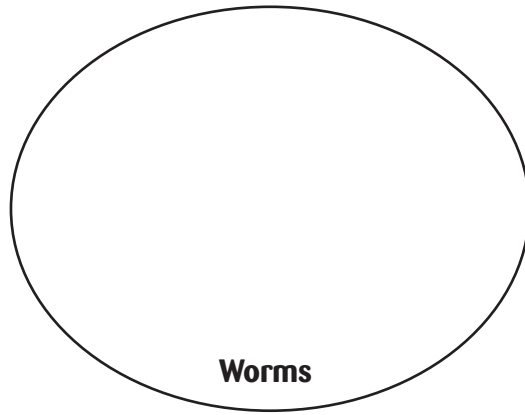
+



+



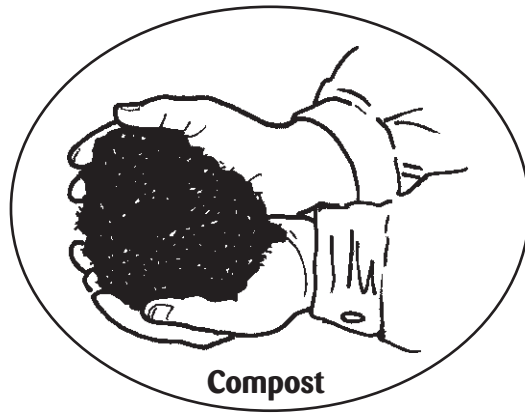
+



+




=



Composting Maze

Small critters called nature's recyclers help make compost out of leaves, grass, and food scraps. With a pencil or crayon, follow the trail they use to make compost. Collect all six of nature's recyclers along the way. Do not cross any lines.



Big or Small?

Save money and reduce trash by choosing the right package.

Use the information in this picture to answer the questions below.



**6 ounces of chips
package weight – 1 ounce**



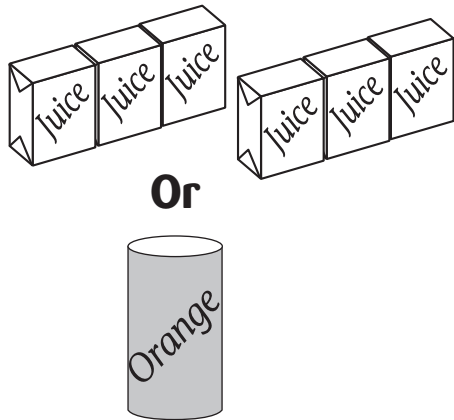
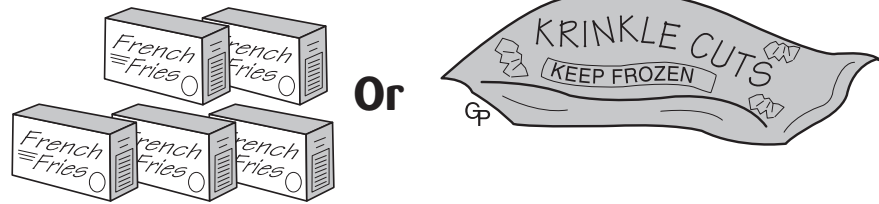


**6 ounces of chips
package weight – 4 ½ ounces**

Which makes more trash, the big bag or the 6 small bags? _____

Going Shopping

If bigger packages are cheaper and make less waste than a bunch of smaller packages, which would you choose? For each pair of products, draw a line from your choice to the shopping cart.



Waste Reducing Word Search

You're already recycling bottles, cans and paper products. Find and circle the words hidden in the letters below to learn other things you can do to reduce waste and make the world a better place.

C O N S E R V E R E S O U R C E S
W L Q D O O K X Z E T N M I V U S
E R O M E L C Y C E R J R D Y E E
Q W E S A V E E N E R G Y E R T L
B U Y R E C Y C L E D Y U A I O E
P A S D F T G H R E J K H B L Z S
T Z X C V B H N M E Q S W I E R U
S Y U I O P A E S S N D F K G H E
O B U Y I N B U L K J T K E L C Z
P X C V B N E M Q O W E R T U Y I
M O P A S R E T A N O D D D F G H
O J R E T A W E V A S P E K L Z X
C B U Y C O N C E N T R A T E S C

Look for these words:

buy concentrates	reduce
buy in bulk	reuse
buy recycled	rent
close the loop	ride a bike
compost	save energy
conserve resources	save water
donate	share

Home Recycling Survey

Here is a recycling survey for you and your parents to do together. Read each question and check your answer. Then turn the page to find out what you can do to help our environment.

- | | Yes | No |
|---|--------------------------|--------------------------|
| 1. If you take more food than you can eat, do you throw the leftovers in the trash? | <input type="checkbox"/> | <input type="checkbox"/> |
| 2. Do you use paper cups and plates for cookouts or picnics? | <input type="checkbox"/> | <input type="checkbox"/> |
| 3. Do you bring lunch to school in a paper or plastic bag and throw the bag away every day? | <input type="checkbox"/> | <input type="checkbox"/> |
| 4. Do you throw away aluminum cans or plastic bottles? | <input type="checkbox"/> | <input type="checkbox"/> |
| 5. Do you use just one side of your writing paper?..... | <input type="checkbox"/> | <input type="checkbox"/> |
| 6. If you make a mistake when writing or drawing, do you throw away your piece of paper and get a new one?..... | <input type="checkbox"/> | <input type="checkbox"/> |
| 7. Do you throw away clothes you've outgrown?..... | <input type="checkbox"/> | <input type="checkbox"/> |
| 8. When you see papers on the floor or ground do you leave them there? | <input type="checkbox"/> | <input type="checkbox"/> |
| 9. Do you buy books and magazines instead of using the library? | <input type="checkbox"/> | <input type="checkbox"/> |
| 10. Do you ask for or take a bag when buying small things like candy or gum? .. | <input type="checkbox"/> | <input type="checkbox"/> |
| 11. Do you buy juice or chips in single serving packages?..... | <input type="checkbox"/> | <input type="checkbox"/> |
| 12. Do you use paper towels for drying your hands or cleaning up spills? | <input type="checkbox"/> | <input type="checkbox"/> |
| 13. Do you leave the light on in your room when you're not there? | <input type="checkbox"/> | <input type="checkbox"/> |
| 14. Do you use a clean sheet of paper to make paper airplanes? | <input type="checkbox"/> | <input type="checkbox"/> |
| 15. Do you throw away broken crayons?..... | <input type="checkbox"/> | <input type="checkbox"/> |

If you have 10 or more "no" answers you are already helping our environment.

Here's how you can help the environment by reducing waste:

1. Take small portions of food and go back for “seconds” if you are still hungry. Put leftover food in reusable storage containers to eat later.
2. Buy or make up your own “picnic basket” that includes reusable cups, plates, and silverware. Look for these items at garage sales.
3. Buy a lunch box and be cool. Get your friends to use lunch boxes too. Pack your food in reusable containers instead of waxed paper, sandwich bags, or aluminum foil. It will stay fresher and will not get “squished”!
4. Collect and recycle aluminum cans and plastic bottles. Recycling one aluminum can saves enough energy to keep a light bulb lit for 12 hours!
5. Use both sides of a piece of paper when writing letters or doing homework. If you only need to use one side, save the paper in a “reuse” box for future use. Make your paper last twice as long.
6. Use a pencil and erase any mistakes. If you need a perfect copy, practice on one of the papers from your “reuse” box and then copy it over.
7. Save your old clothes for a garage sale or give them to a charity. If they are ripped or torn and cannot be repaired, then use them for cleaning rags (cut off and save the buttons first).
8. Litter is everybody's problem and responsibility. Do your part by picking it up and disposing of it properly – perhaps even recycle it.
9. Get a library card and use it. Books and magazines can be used many times by the whole community instead of just once by you.
10. After you buy a small item, take it home in your pocket. You do not really need a bag. If your items are too large for your pocket, then bring a reusable shopping bag.
11. Buy in bulk or buy larger packages and put the amount you need for school or snacks in reusable containers. Buying in bulk is usually cheaper than buying individually wrapped servings and requires less packaging.
12. Use a hand towel for drying your hands and a dish cloth or sponge for wiping up spills. They can be cleaned and used again instead of being used once and thrown away.
13. Save energy by turning off lights, radios and stereos when you're not using them.
14. Save broken crayons in a can for future coloring or art projects. Buy a crayon sharpener to make points on rounded edges.

The Wisconsin Department of Natural Resources provides equal opportunity in its employment, programs, services, and functions under an Affirmative Action Plan. If you have any questions, please write to Equal Opportunity Office, Department of Interior, Washington, D.C. 20240.

This publication is available in alternative format (large print, Braille, audiotape etc.) upon request. Please call 608/266-6790 for more information.